



Co-funded by the
Erasmus+ Programme
of the European Union

INTELLECTUAL OUTPUT 04

ARTISTIC CREATIVITY

4 Creativities Project
№2019-1-BG01-KA201-062354





INTRODUCTION

The aim of FCREATIVITIES project is to improve the teachers' abilities to generate a creative education, leading to the creation of students who are able to think, analyze and solve daily problems. We **will develop new artistic skills** and competencies through the incorporation of new proposals, spaces, methodologies, and resources that will increase the students' ability, creativity and the skills for innovation. These activities will be used **with 10 to 12 years old students**, promoting their motivation and creativity. The activities will be composed of **six workshops** which will contain the different activities that we will elaborate with our students.

With the **artistic creativity** promotion we will improve the artistic capacity of our students and the ability to express their desires, emotions and fears. With a boost in artistic creativity, children will create their own "products". This type of artistic expression will support the development intelligence in students. Artistic creativity will take place through different categories of workshops: workshop for the development of visual expression; workshop for the development of verbal expression and workshop for the development of body expression.

Artistic activity will be **boosted through creativity, self-discovery and emotions**. That will lead students to express their desires.

Through a number of workshops designed specifically around the area of Mental Health, this theme will be explored through discussion and the development for visual expression.



Title of the workshop

EXPRESSION THROUGH ART



Description and artistic values in everyday life

Describe the workshop and its **artistic application/values** in everyday life ...

The activity is included among the workshops for visual, verbal and body expression and it is all about creating Art in Response To Mental Health.

This artistic activity will support the development of expression, through artistic processes in students while they explore a particular area which is affecting young people, as is the case of mental health. Along with this issue, there are many others that, despite being delicate, must also be addressed from the freedom of creative expression.



Aims

Please list the objectives you want to achieve...

- *Explore the theme of mental health*
- *Express the theme through your interpretation of what mental health means to you.*
- *Encourage your imagination*
- *Develop your creativity*
- *To be able to express your emotions through a wide variety of media under the theme Positive Mental Health.*

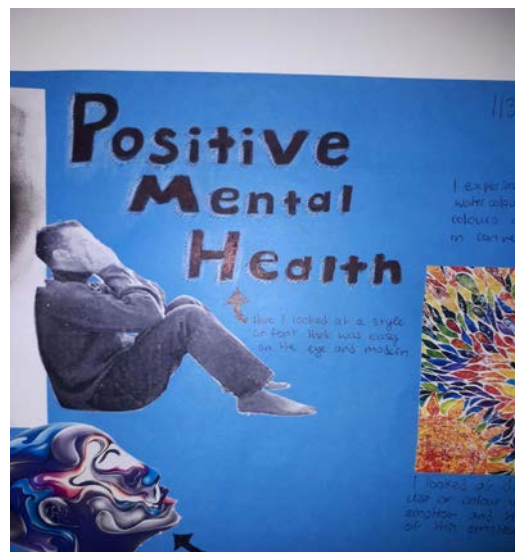





Steps we must follow

Detailed description of the different steps to carry out the workshop...

- 1. Do a brainstorm and explore the theme of positive mental health.*
- 2. Tease out ideas in a visual manner and do a series of thumbnail sketches outlining your initial ideas.*
- 3. Explore how young people can express issues surrounding mental health in a creative way through art.*
- 4. Using reference images and their imagination, students will tease out ideas around the area of Mental Health.*
- 5. Explore ideas further through using a variety of materials - pencil, charcoal, chalks, paint, markers etc.*
- 6. Make a collage or can work independently.*

HERE ARE SOME EXAMPLES FROM THE STUDENTS OF DE LA SALLE COLLEGE (IRELAND):





Materials needed

In order the teacher to be prepared for the proper implementation make a list of all needed materials and resources needed.

- *Cardboard/paper/found materials etc*
- *Pencils, markers,*
- *Craft paint*
- *Paint brushes or paint sponges*
- *Any other decorative embellishments you would like to use*
- *Magazines*



Tips

In order to carry out the workshop successfully the following tips are shared:

- *Please make sure that the notes/instructions are complete.*
- *Please make sure that the given images are accurate and easy to identify.*
- *Please make sure you choose the best time & place.*