



Co-funded by the  
Erasmus+ Programme  
of the European Union

## INTELLECTUAL OUTPUT 01

---

# LINGUISTIC CREATIVITY

---

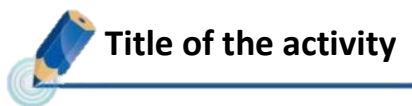
4 Creativities Project  
№2019-1-BG01-KA201-062354





## INTRODUCTION

The aim of FCREATIVITIES project is to improve the teachers' abilities to generate a creative education, leading to the creation of students who are able to think, analyze and solve daily problems. We **will develop new linguistic skills** and competencies through the incorporation of new proposals, spaces, methodologies, and resources that will increase the students' ability, creativity and the skills for innovation. These activities will be used **with 10 to 12 years old students**, promoting their motivation and creativity. The activities will be composed for **six working activities** which will contain the different activities that we will elaborate with our students.



### Title of the activity

## *The incomplete story*



### Description

*During this activity the student will have to select two cards, one in which the end of a story is written and the other in which the beginning of a story is written. The student will have to write the beginning and the development of the story on the card where the end of the story is written and write the end of the story on the card where the beginning of the story is written.*



### Aims

*The objectives of this activity will be:*

#### *1. Developing creative writing*



*2. To strengthen and to improve written expression*

*3. Acquisition and use of vocabulary*



### **Steps we must follow**

*The steps to carry out this activity are very simple:*

- 1. The teacher will create two groups of cards, one with the beginning of the story written on it and the other with the end written on it.*
- 2. Each student has to choose one from each group and to write either the beginning of the story or the end according to the card.*



### **Materials (if needed)**

- *Cards with the endings of the stories and cards with the beginnings of the stories. (annex 1)*
- *Pens and paper*




### **Tips**


*The teacher can adapt the activity by using the vocabulary sheets that the students are learning. This can also be a good exercise to assimilate the new vocabulary*




## Annex 1




There are witches! Anyone can be if they want to, the first thing is to look for the book of spells and incantations. I found it on the shelf of a used book store. As soon as I got home I read the first spell. From that moment on the sweeping brush is my means of transportation..... *Please, continue writing the story*



Yesterday I discovered that my wardrobe is magic and that when I enter I can travel anywhere I think, I can even go back to times gone by..... *Please, continue writing the story*




This morning i was walking in the garden of my house and i saw a box. Suddenly i heard a voice saying please help me! Please help me get out of here! To my surprise the voice came from inside the box.....*Please, continue writing the story*




..... but you must tell me. Where are they now? I asked again and again. But he never told me. But we found the solution to the case and that makes me happy.

*Please, write the story with this ending.*



..... The men tried to lock you in the castle, but the boys managed to escape in the boat with the treasure

*Please, write the story with this ending.*



..... suddenly woke up and realized that everything that had happened was a nightmare

*Please, write the story with this ending.*