



Co-funded by the  
Erasmus+ Programme  
of the European Union

## INTELLECTUAL OUTPUT 01

---

# LINGUISTIC CREATIVITY

---

4 Creativities Project  
№2019-1-BG01-KA201-062354





## INTRODUCTION

The aim of FCREATIVITIES project is to improve the teachers' abilities to generate a creative education, leading to the creation of students who are able to think, analyze and solve daily problems. We **will develop new linguistic skills** and competencies through the incorporation of new proposals, spaces, methodologies, and resources that will increase the students' ability, creativity and the skills for innovation. These activities will be used **with 10 to 12 years old students**, promoting their motivation and creativity. The activities will be composed for **six working activities** which will contain the different activities that we will elaborate with our students.



### Title of the activity

### *Why I chose these cards*



### Description

*The student has to select two cards that are related to him/her. Then the student has to explain why he/she has chosen those two cards and why the drawings that appear are related to him/her.*



### Aims

*The objectives of this activity will be:*

- 1. To strengthen and to improve oral expression*
- 2. Think and express ideas*



### Steps we must follow

*The steps to carry out this activity are very simple:*

- 1. The teacher has to print out the letters with the drawings in the appendix. Teacher has to print them out repeatedly since several students may want to choose the same drawings.*
- 2. The student chooses 2 cards with the drawings that they think represent them or that have some relation to them.*
- 3. Then each student has to explain to the other students why he/she has chosen those letters and why they are related to him/her (because of his/her likes or dislikes, hobbies, habits, etc.).*



### Materials (if needed)

- *Printed Cards. (annex 1)*



### Tips

*The teacher can participate in the activity by asking the student questions related to the drawings of the cards that the student has selected.*





Co-funded by the  
Erasmus+ Programme  
of the European Union

## ANNEX 1







Co-funded by the  
Erasmus+ Programme  
of the European Union





Co-funded by the  
Erasmus+ Programme  
of the European Union





Co-funded by the  
Erasmus+ Programme  
of the European Union

